

Sketchbook Assignments

Fall 2019

Quarter 2


SB #1: Kaleidoscope

1. Design your own kaleidoscope image (think **symmetry**).
2. Color with colored pencils.



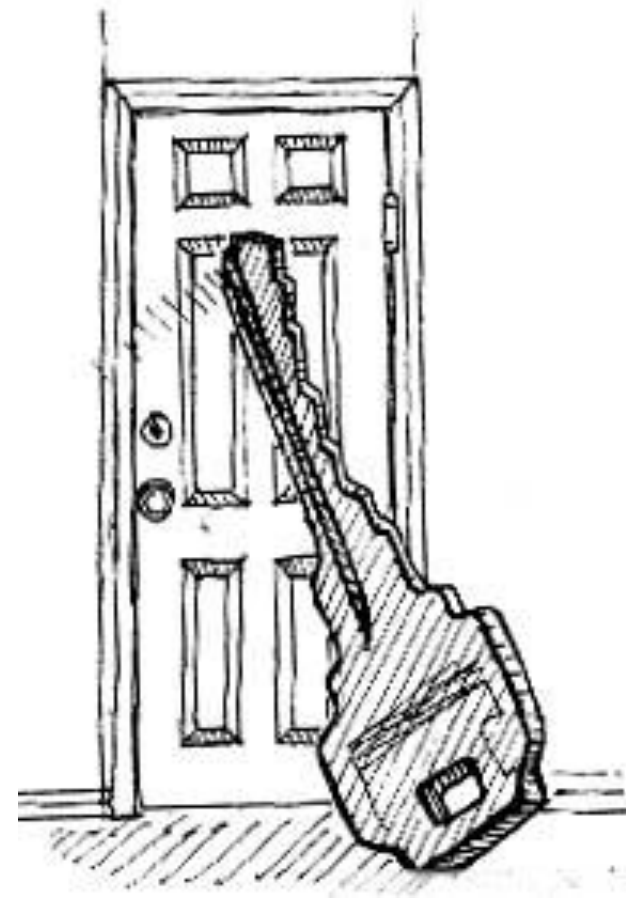
SB #2: Dirty dishes

1. Draw a minimum of 5 dirty dishes (they do not have to be stacked)
2. Consider their location: in the sink, on a table, on a counter
3. Be sure your drawing meets all requirements: labeled, fills the page, shaded or colored, and shows effort.



SB #3: Size Distortion

Change the relationship of two already related items.




SB #4: Free Sketch

1. Your choice of drawing
2. It must be school appropriate
3. Free sketches must meet all criteria:
 - Is labeled with SB# and date
 - Fills the page
 - Is shaded/colored
 - Shows evidence of effort (each sketch should take a minimum of 30 minutes)



SB #5: Melting Object

1. Draw something that would NOT ordinarily melt
2. Be sure that your sketch:
 - Is labeled with SB# and date
 - Fills the page
 - Is shaded/colored
 - Shows evidence of effort (each sketch should take a minimum of 30 minutes)



SB #6: Refraction drawing


Draw an object seen through glass
(how does the glass make a
difference?).

NOTE: We will do this one in class.



SB #7: Crosslinks drawing

1. Combine 2 unrelated objects
2. Use color



SB #8: Junk Food with Wrapper

1. Select the junk food item(s) of your choice.
2. Draw from life.
3. Fill the page.



SB #9: Free Sketch

1. Your choice of drawing
2. It must be school appropriate
3. Free sketches must meet all criteria:
 - Is labeled with SB# and date
 - Fills the page
 - Is shaded/colored
 - Shows evidence of effort (each sketch should take a minimum of 30 minutes)



SB #10: Coin in the Hand

1. Place a coin under your paper; rub a pencil over it to create and embossed image.
2. Draw your hand (FROM LIFE) holding the coin.
3. Use shading.

